

**Anand Charitable Sanstha, Ashti's
ANANDRAO DHONDE ALIAS BABAJI MAHAVIDYALAYA,
(Arts, commerce and Science)
Kada, Tq. Ashti. Dist. Beed -414202 (Maharashtra)**

Internal Quality Assurance Cell (IQAC)

Student Satisfaction Survey for A.Y. 2022-23

Our College conduct Student Satisfaction Survey with the help of Google form, which was designed as per the guidelines and the link was circulated among the students to elicit student opinion and perspective regarding Institution, Teaching Learning Method, Infrastructure etc., Questions were asked in objective format. 734 student responded for this survey and their opinion were collected, compiled, evaluated and summarized.

The students have expressed satisfaction about the teaching faculty. Many have appreciated that teachers illustrate concepts through examples and applications, institutes conduct remedial classes, teachers use student centric methods, such as experiential learning, participative learning and problem based learning for enhancing learning experiences. Teachers encourage students to express and clarify their doubts in class. Students have appreciated the teacher's attitude towards teaching and fairness in evaluation. Most of the students were satisfied with the syllabus covered and the teaching style of the teachers

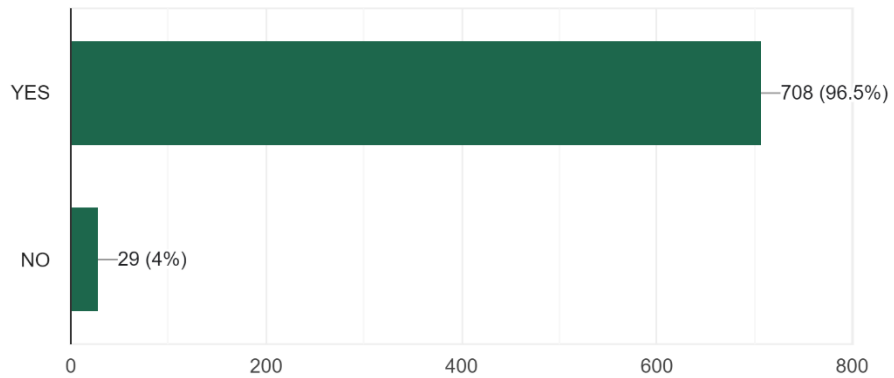
They also expressed satisfaction on the infrastructure of eco-friendly nature of the building and its environs that made them feel close to nature, the teaching halls and audio-visual facilities available in the college.

The result analysis shows that majority of the students have highly appreciated the facilities available in the institution very positively. We also observed some comments, which will help us to improve ourselves in some aspects.

The result of the survey is shown in the form of bar graph and pie chart below.

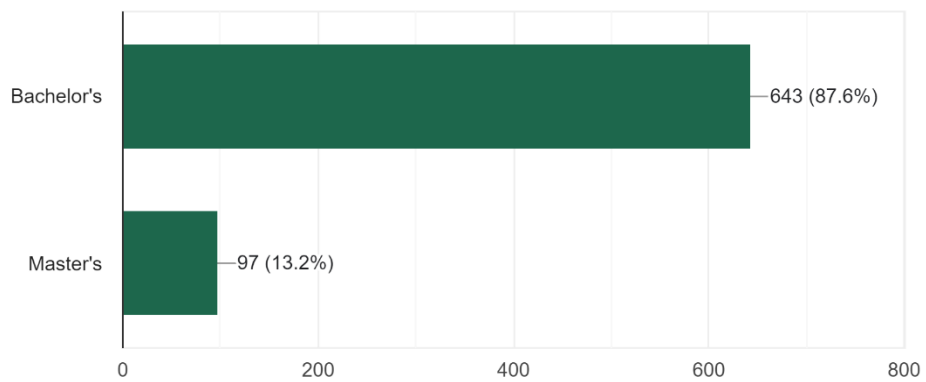
Please confirm this is the first and only time you answer this survey.

734 responses



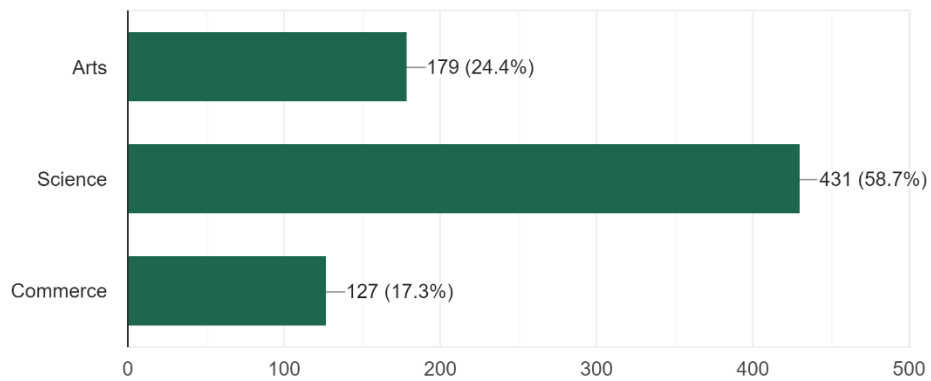
What degree program are you pursuing now?

734 responses



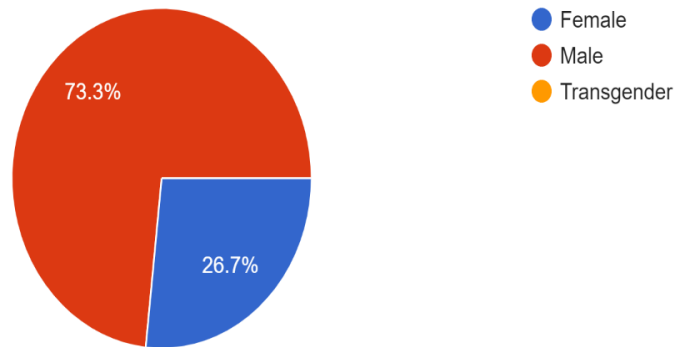
What subject area are you currently pursuing?

734 responses



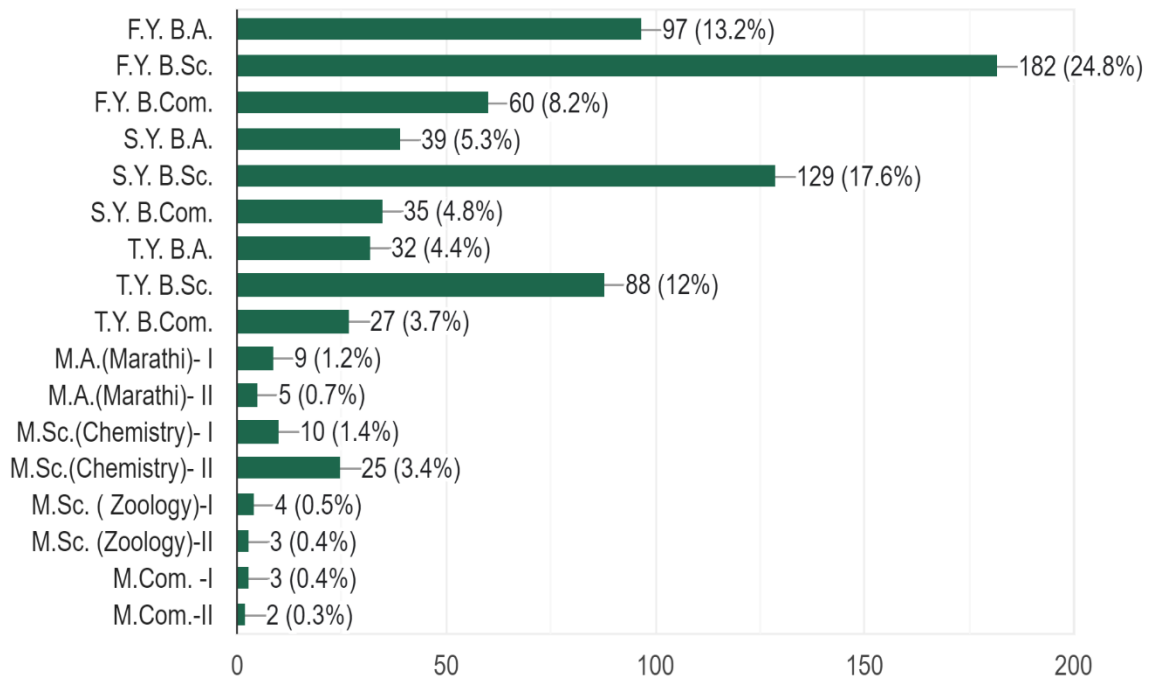
Gender

734 responses



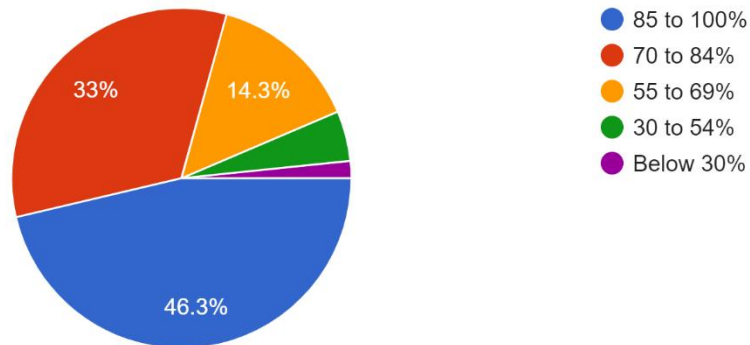
Class

734 responses



1. How much of the syllabus was covered in the class?

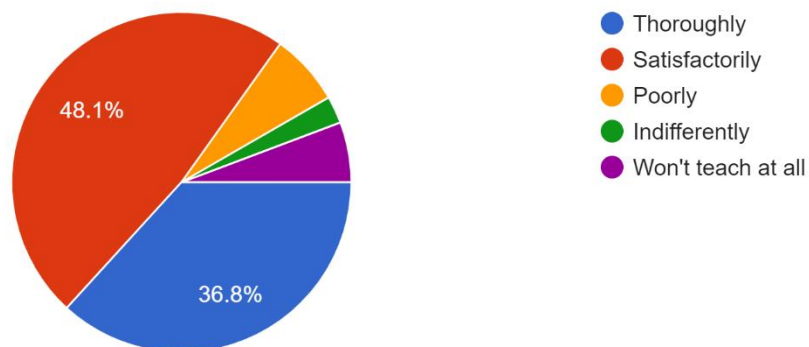
734 responses



Question No.	Options	Response in Number	Response in percentage
1	85 to 100%	340	46.3%
	70 to 84%	242	33%
	55 to 69%	105	14.3%
	30 to 54%	35	4.8%
	Below 30%	12	1.6%

2. How well did the teachers prepare for the classes?

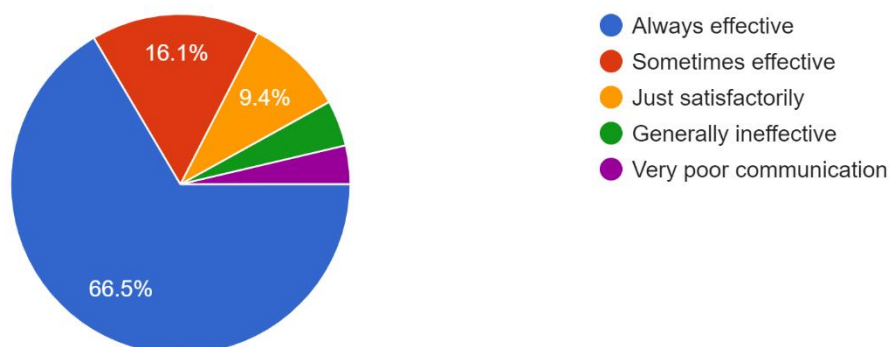
734 responses



Question No.	Options	Response in Number	Response in percentage
2	Thoroughly	270	36.8%
	Satisfactory	353	48.1%
	Poorly	50	6.8%
	Indifferently	19	2.6%
	Won't teach at all	42	5.7%

3. How well were the teachers able to communicate?

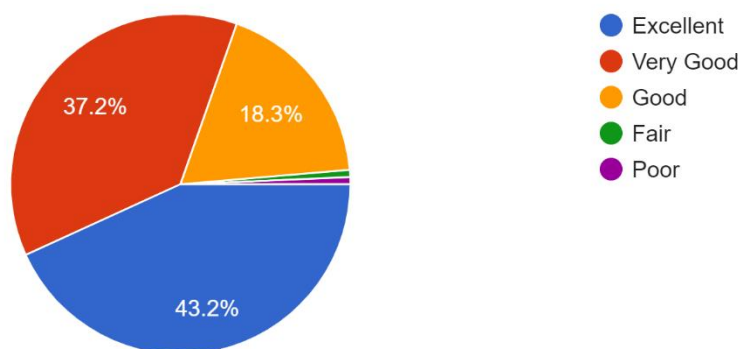
734 responses



Question No.	Options	Response in Number	Response in percentage
3	Always effective	488	66.5%
	Sometimes effective	118	16.1%
	Just satisfactorily	69	9.4%
	Generally ineffective	32	4.4%
	Very poor communication	27	3.7%

4. The teacher's approach to teaching can best be described as

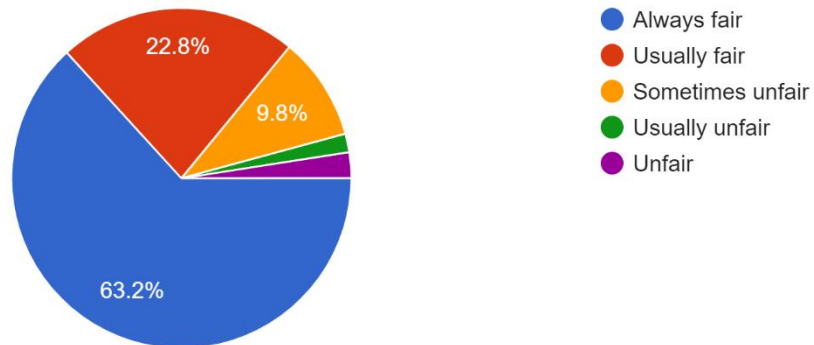
734 responses



Question No.	Options	Response in Number	Response in percentage
4	Excellent	317	43.2%
	Very Good	273	37.2%
	Good	134	18.3%
	Fair	5	0.7%
	Poor	5	0.7%

5. Fairness of the internal evaluation process by the teachers.

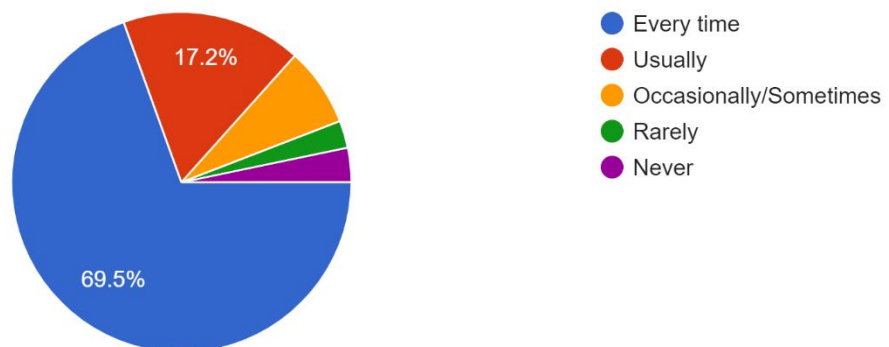
734 responses



Question No.	Options	Response in Number	Response in percentage
5	Always fair	464	63.2%
	Usually fair	167	22.8%
	Sometimes unfair	72	9.8%
	Usually unfair	13	1.8%
	Unfair	18	2.5%

6. Was your performance in assignments discussed with you?

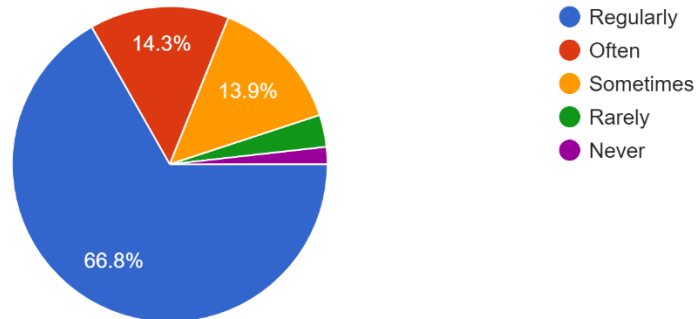
734 responses



Question No.	Options	Response in Number	Response in percentage
6	Every time	510	69.5%
	Usually	126	17.2%
	Occasionally/Sometimes	55	7.5%
	Rarely	19	2.6%
	Never	24	3.3%

7. The institute takes active interest in promoting internship, student exchange, field visit opportunities for students.

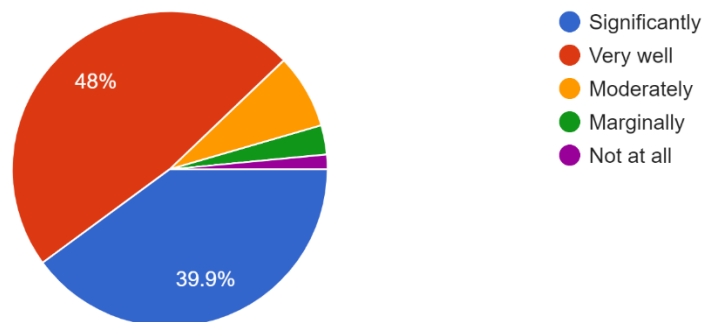
734 responses



Question No.	Options	Response in Number	Response in percentage
7	Regularly	490	66.8%
	Often	105	14.3%
	Sometimes	102	13.9%
	Rarely	24	3.3%
	Never	13	1.8%

8. The teaching and mentoring process in your institution facilitates you in cognitive, social and emotional growth.

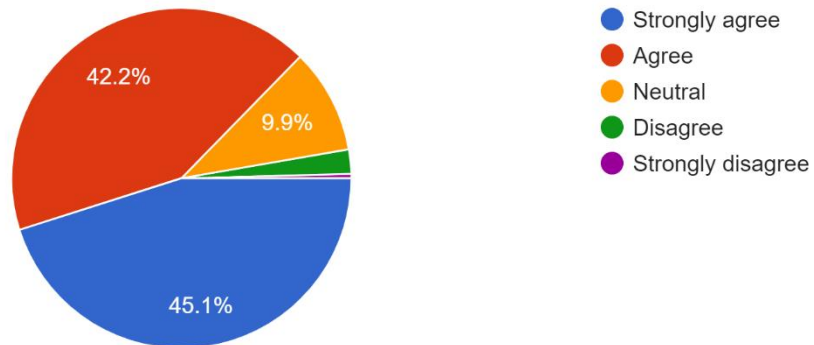
734 responses



Question No.	Options	Response in Number	Response in percentage
8	Significantly	293	39.9%
	Very well	352	48%
	Moderately	56	7.6%
	Marginally	22	3%
	Not at all	11	1.5%

9. The institution provides multiple opportunities to learn and grow.

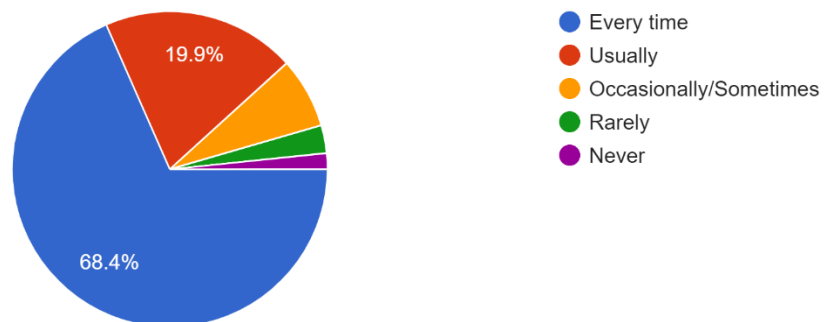
734 responses



Question No.	Options	Response in Number	Response in percentage
9	Strongly agree	331	45.1%
	Agree	310	42.2%
	Neutral	73	9.9%
	Disagree	17	2.3%
	Strongly disagree	3	0.4%

10. Teachers inform you about your expected competencies, course outcomes and programme outcomes

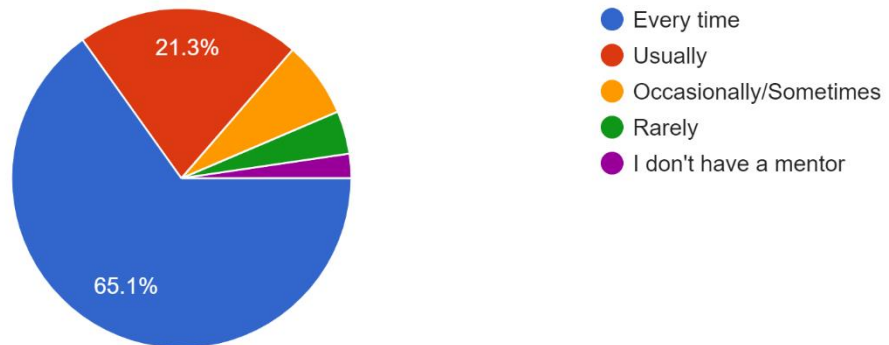
734 responses



Question No.	Options	Response in Number	Response in percentage
10	Every time	502	68.4%
	Usually	146	19.9%
	Occasionally/Sometimes	53	7.2%
	Rarely	21	2.9%
	Never	12	1.6%

11. Your mentor does a necessary follow-up with an assigned task to you.

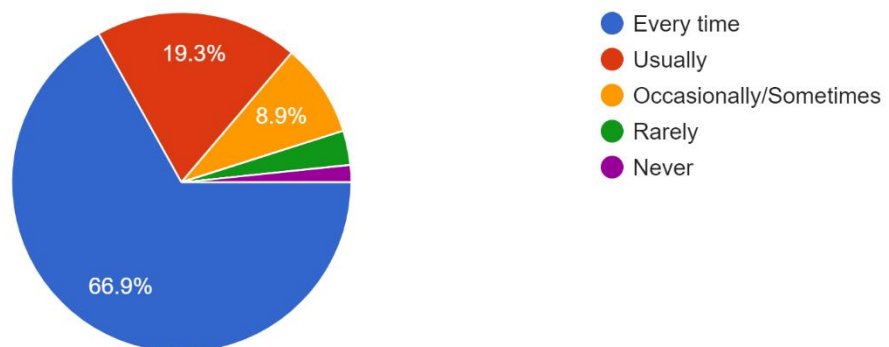
734 responses



Question No.	Options	Response in Number	Response in percentage
11	Every time	478	65.1%
	Usually	156	21.3%
	Occasionally/Sometimes	53	7.2%
	Rarely	30	4.1%
	I don't have a mentor	17	2.3%

12. The teachers illustrate the concepts through examples and applications.

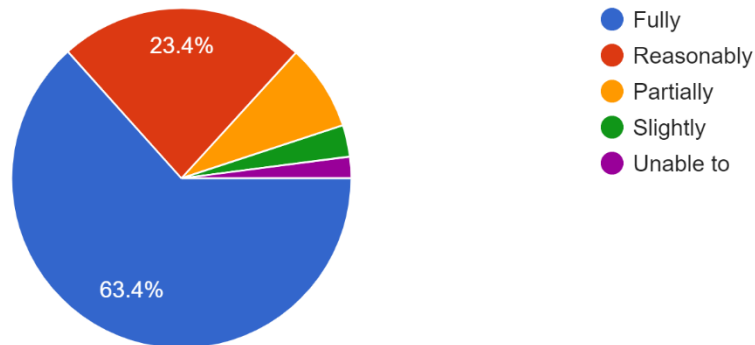
734 responses



Question No.	Options	Response in Number	Response in percentage
12	Every time	491	66.9%
	Usually	142	19.3%
	Occasionally/Sometimes	65	8.9%
	Rarely	24	3.3%
	Never	12	1.6%

13. The teachers identify your strengths and encourage you with providing right level of challenges.

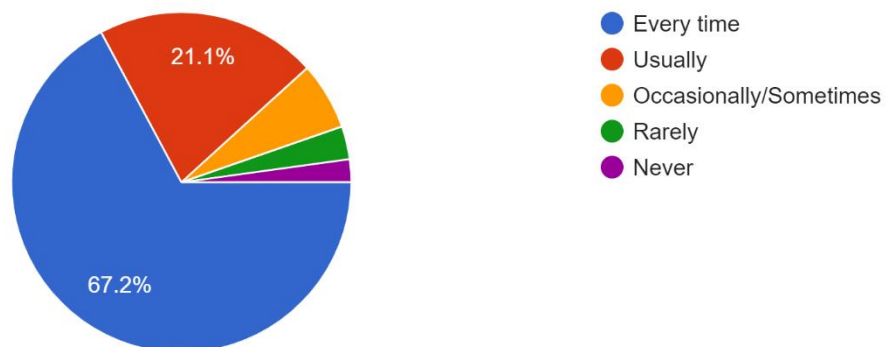
734 responses



Question No.	Options	Response in Number	Response in percentage
13	Fully	465	63.4%
	Reasonably	172	23.4%
	Partially	60	8.2%
	Slightly	22	3%
	Unable	15	2%

14. Teachers are able to identify your weaknesses and help you to overcome them.

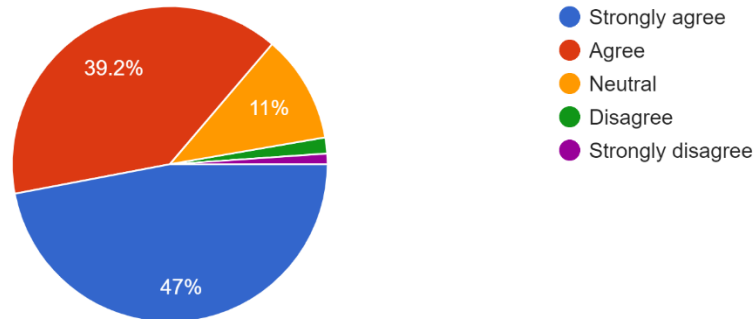
734 responses



Question No.	Options	Response in Number	Response in percentage
14	Every time	493	67.2%
	Usually	155	21.1%
	Occasionally/Sometimes	47	6.4%
	Rarely	23	3.1%
	Never	16	2.2%

15. The institution makes effort to engage students in the monitoring, review and continuous quality improvement of the teaching learning process.

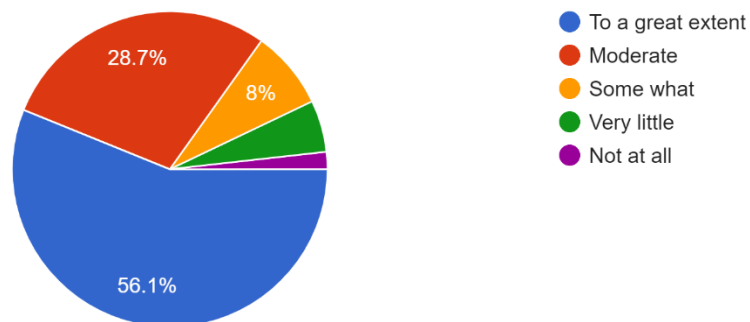
734 responses



Question No.	Options	Response in Number	Response in percentage
15	Strongly agree	345	47%
	Agree	288	39.2%
	Neutral	81	11%
	Disagree	12	1.6%
	Strongly disagree	8	1.1%

16. The institute/ teachers use student centric methods, such as experiential learning, participative learning and problem solving methodologies for enhancing learning experiences.

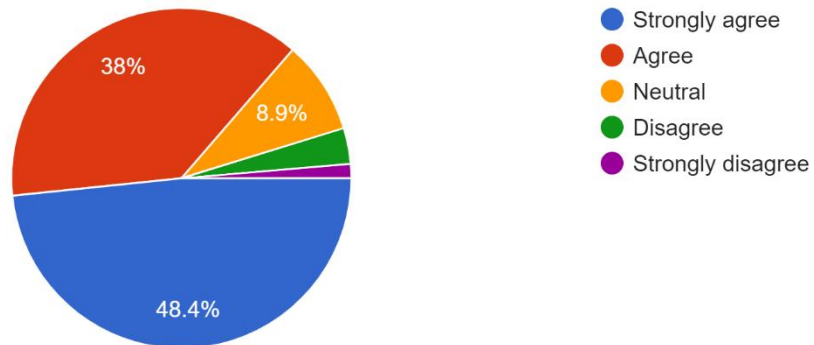
734 responses



Question No.	Options	Response in Number	Response in percentage
16	To a great extent	412	56.1%
	Moderate	211	28.7%
	Some what	59	8%
	Very little	39	5.3%
	Not at all	13	1.8%

17. Teachers encourage you to participate in extracurricular activities.

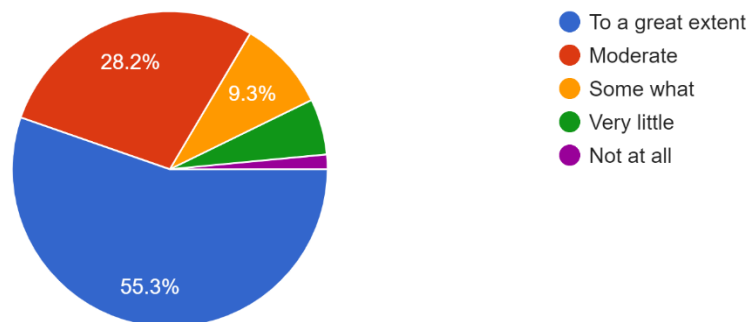
734 responses



Question No.	Options	Response in Number	Response in percentage
17	Strongly agree	355	48.4%
	Agree	279	38%
	Neutral	65	8.9%
	Disagree	25	3.4%
	Strongly disagree	10	1.4%

18. Efforts are made by the institute/ teachers to inculcate soft skills, life skills and employability skills to make you ready for the world of work.

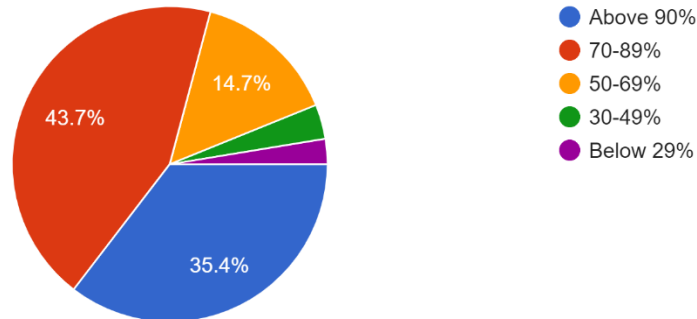
734 responses



Question No.	Options	Response in Number	Response in percentage
18	To a great extent	406	55.3%
	Moderate	207	28.2%
	Some what	68	9.3%
	Very little	42	5.7%
	Not at all	11	1.5%

19. What percentage of teachers use ICT tools such as LCD projector, Multimedia, etc. while teaching.

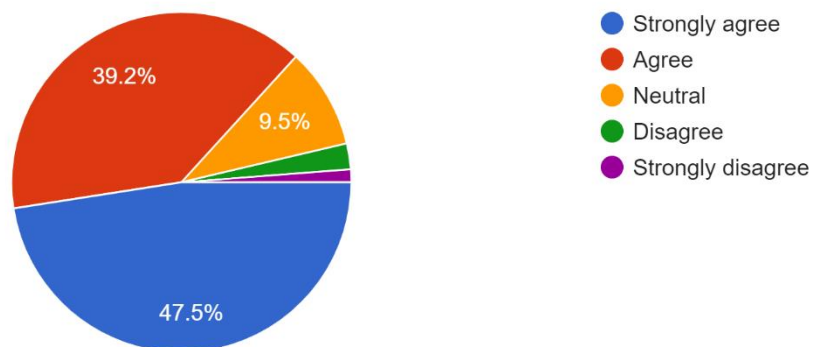
734 responses



Question No.	Options	Response in Number	Response in percentage
19	Above 90%	260	35.4%
	70-89%	321	43.7%
	50-69%	108	14.7%
	30-49%	26	3.5%
	Below 29%	19	2.6%

20. The overall quality of teaching-learning process in your institute is very good.

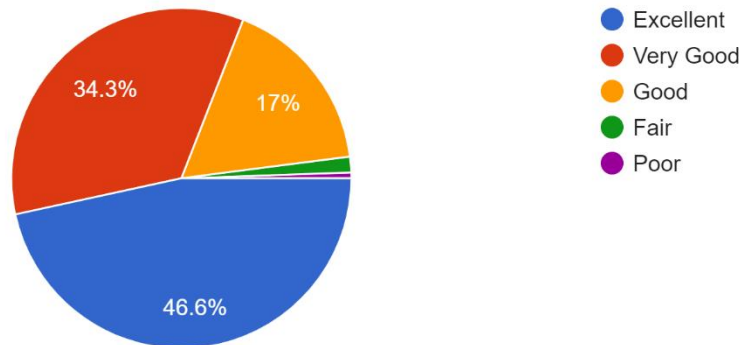
734 responses



Question No.	Options	Response in Number	Response in percentage
20	Strongly agree	349	47.5%
	Agree	288	39.2%
	Neutral	70	9.5%
	Disagree	18	2.5%
	Strongly disagree	9	1.2%

21. Your opinion about the Central Library facility can best be described as

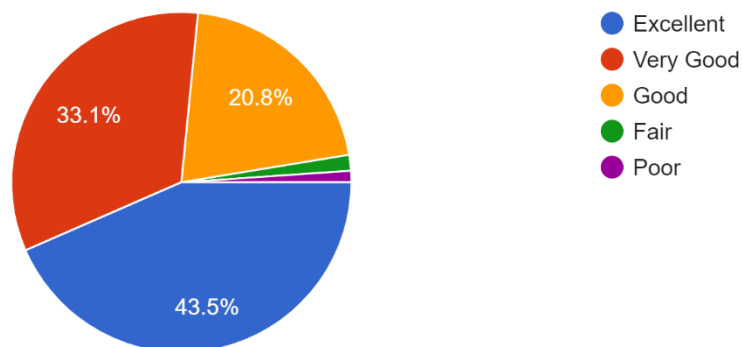
734 responses



Question No.	Options	Response in Number	Response in percentage
21	Excellent		
	Very Good		
	Good		
	Fair		
	Poor		

22. Your opinion about the Sports facility provided can best be described as

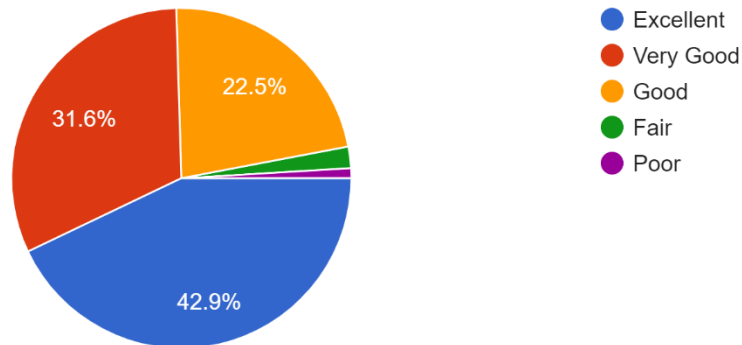
734 responses



Question No.	Options	Response in Number	Response in percentage
22	Excellent	319	43.5%
	Very Good	243	33.1%
	Good	153	20.8%
	Fair	11	1.5%
	Poor	8	1.1%

23. Your opinion about the Administrative Office can best be described as

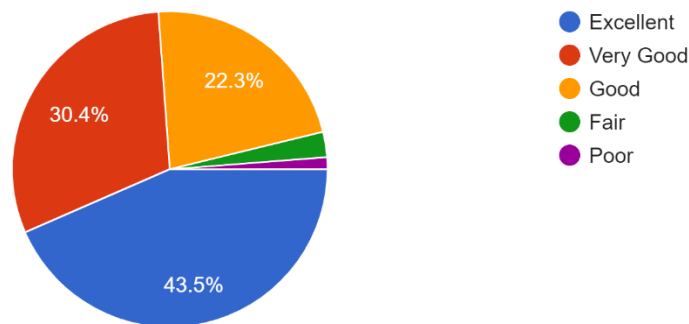
734 responses



Question No.	Options	Response in Number	Response in percentage
23	Excellent	315	42.9%
	Very Good	232	31.6%
	Good	165	22.5%
	Fair	15	2%
	Poor	7	1%

24. Your opinion about the overall infrastructural facilities provided by the college can best be described as

734 responses



Question No.	Options	Response in Number	Response in percentage
24	Excellent	319	43.5%
	Very Good	223	30.4%
	Good	164	22.3%
	Fair	19	2.6%
	Poor	9	1.2%

Some suggestions for improvement given by students:-

- Arrange more Collegiate Challenge Game.
- Strengthen industry-academia collaboration for practical exposure and employability.
- Offer additional career guidance and support services to help students explore and prepare for job opportunities.
- Increase more job-oriented and need-based add-on courses that cater to the professional development needs of the students and improve their employability.
- Introduce computer courses



*Name : Prin. Dr. H. G. Vidhate
Signature of the Chairperson,*

PRINCIPAL
Anandrao Dhonde Alias Babaji College
Kada, Tal. Ashti, Dist. Beed